

BROOKLINE HIGH SCHOOL EXPANSION FEASIBILITY STUDY - SCHEDULE												
TASK	Start Date	End Date	2016				2017					
			Nov. 21 28	Dec. 5 12 19 26	January 2 9 16 23 30	February 6 13 20 27	March 6 13 20 27	April 3 10 17 24	May 1 8 15 22 #			
FEASIBILITY STUDY PROJECT START	21-Nov	30-Dec	[Gantt bar]									
Meetings with Town of Brookline			[Gantt bar]									
EVALUATION OF EXISTING CONDITIONS	21-Nov	13-Jan	[Gantt bar]									
Site(s) Development Requirements			[Gantt bar]									
Building(s) Investigations			[Gantt bar]									
EDUCATIONAL PROGRAM	21-Nov	3-Feb	[Gantt bar]									
Town of Brookline Collaboration			[Gantt bar]									
Review Study Assumptions w/ Working Group & BHS Building Committee			[Gantt bar]									
Enrollment Report from Brookline Public Schools	19-Dec	5-Jan-17								★		
Current Educational Utilization - Floor Plans & Schedule												
Organization and Adjacencies Diagrams												
Draft Space Summary (s)												
Approval of Space Summary(s)										★		
DEVELOPMENT & EVALUATION OF ALTERNATIVES	27-Dec	17-Mar	[Gantt bar]									
Town of Brookline Collaboration			[Gantt bar]									
Development of Alternatives			[Gantt bar]									
Cost Estimates of Alternatives			[Gantt bar]									
Review Alternatives w/ Working Group & BHS Building Committee			[Gantt bar]									
Review of Preferred Solution with BHS BC	27-Feb	17-Mar								★		
Approval by BHS BC of Preferred Solution										★		
PREFERRED SOLUTION	20-Feb	28-Apr	[Gantt bar]									
Town of Brookline Collaboration			[Gantt bar]									
Site(s) Development			[Gantt bar]									
Building(s)			[Gantt bar]									
Updated Space Summary			[Gantt bar]									
Cost Estimate			[Gantt bar]									
Project Schedule			[Gantt bar]									
Final Report			[Gantt bar]									
Approval of Final Report			[Gantt bar]									★
PUBLIC PROCESS/ COMMUNITY ENGAGEMENT	3-Jan	26-May	[Gantt bar]									
Town of Brookline Collaboration			[Gantt bar]									
Public Process/ Community Engagement			[Gantt bar]									
Warrant Article			[Gantt bar]									
Town Meeting	23-May	23-May								★		

PRELIMINARY DRAFT

Jan. 11, 2017 Issue

BROOKLINE HIGH SCHOOL		BHS CAMPUS Existing Conditions Inventory			MINIMUM 2700 Enrollment			MODERATE CURRENT STANDARDS			MAXIMUM ENHANCED 2700 Enrollment			MSBA Guidelines for 2700 Enroll.			Notes Program Elements
group	ROOM TYPE	ROOM NFA ¹	# OF RMS	area totals	ROOM NFA ¹	# OF RMS	area totals	ROOM NFA ¹	# OF RMS	area totals	ROOM NFA ¹	# OF RMS	area totals	ROOM NFA ¹	# OF RMS	area totals	Comments / Notes
CORE ACADEMIC SPACES				77,700			98,250			139,430			200,820				##### CORE ACADEMIC SPACES
<i>(List classrooms of different sizes separately)</i>																	2700 enroll per MSBA adds (28) classrooms
Main Building - 115 Greenough																	Includes see ACE (4) and SWS (3) classrooms
A.10	Classrooms		64	44,235	subtotal	81	58,895	subtotal	81	68,180	subtotal	77	74,580	850	92	78,200	per SMMA Existing (53) adds (39) classrooms
A.11	Classroom - Over 1000 (Rm.384)	1,010	1	1,010	1,010	1	1,010	1,010	1	1,010	1,010	1	1,010				General Classrms; Exp.Util. Min.total (76) CRs
(A.10)	Classroom - 900-1000 (Rms.382, 386)	Varies	2	1,900	Varies	2	1,900	950	2	1,900	950	2	1,900				SMMA English CRs =14; Exp.Utiliz.@19.137 =20
A.12	Classroom - 800-900 (Rm.346) SWS.10	830	1	830	830	1	830	830	1	830	830	1	830				SMMA Soc.S CRs =11; Exp.Utiliz.@17.56 =18
A.13	Classroom - 700-800 (also see SWS.11)	Varies	29	21,260	Varies	29	21,240	Varies	29	21,240	Varies	29	21,240				SMMA Math CRs =13; Exp.Utiliz.@17.88 =19
	Classroom - 600-700 (also see SWS.12)	Varies	23	14,835	Varies	23	14,820	under sized			under sized						SMMA World Lang.CRs =11; Exp.Utiliz.@18.51 =19
	Classroom - 500-600	Varies	4	2,255	Varies	4	2,255	under sized			under sized						plus
	Classroom - 400-500	Varies	3	1,460	Varies	3	1,460	under sized			under sized						SMMA lists BRYT
A.10	NEW Classroom - 900 - New or Reno				900	14	12,600	900	44	39,600	900	28	25,200				confirm number of CRs per Grade/Dept
A.15	Tutorial Classrooms (varies)																
	BHS/ METCO/ Afr.Am. Seminar	685	1	685	695	4	2,780	900	4	3,600	900	4	3,600				SMMA Tutorial CR=3; Expand.Utiliz.@3.60=4
A.17	NEW Multi-Use CR - XLarge w/ storage							1,200	0	-	1,200	4	4,800				adds (1) Classrm-Xlarge per Grade
A.18	NEW Expandable CR w/dividing wall*							2,000	0	-	2,000	8	16,000				*adds (1) Expandable-Classrm per Grade= (2) Classrooms each
							CORE continues next page										
							CORE continues next page										
							CORE continues next page										

PRELIMINARY DRAFT

Jan. 11, 2017 Issue

BROOKLINE HIGH SCHOOL		BHS CAMPUS Existing Conditions Inventory			MINIMUM 2700 Enrollment			MODERATE CURRENT STANDARDS			MAXIMUM ENHANCED 2700 Enrollment			MSBA Guidelines for 2700 Enroll.			Notes Program Elements
group	ROOM TYPE	ROOM NFA ¹	# OF RMS	area totals	ROOM NFA ¹	# OF RMS	area totals	ROOM NFA ¹	# OF RMS	area totals	ROOM NFA ¹	# OF RMS	area totals	ROOM NFA ¹	# OF RMS	area totals	Comments / Notes
A.20	Small Group Seminar (20-30 seats)		5	2,930		5	2,930	500	6	3,000	500	6	3,000	500	6	3,000	
	Language Resource	475	1	475	475	1	475										
	Math Resource	605	1	605	605	1	605										
	Science Resource	470	1	470	470	1	470										
	English Resources	690	1	690	690	1	690										
	Social Studies Resource	690	1	690	690	1	690										
A.30	Teacher Planning		3	1,235		2	620	100	81	8,100	100	77	7,700	100	92	9,200	SMMA at varies 5=3,860
	Workroom - BHS Rm.162D, Rm.281A	Varies	2	620	Varies	2	620										
A.80	Study Hall	615	1	615	615	1	615	1,200	1	1,200	1,200	1	1,200				SMMA Study-Hall CR=1; Exp.Utiliz.@=1 (was@IT Rms.122=345 +122A=270)
																	Exp.Utiliz lists 300 students
					CORE continues next page			CORE continues next page			CORE continues next page						

PRELIMINARY DRAFT

Jan. 11, 2017 Issue

BROOKLINE HIGH SCHOOL		BHS CAMPUS Existing Conditions Inventory			MINIMUM 2700 Enrollment			MODERATE CURRENT STANDARDS			MAXIMUM ENHANCED 2700 Enrollment			MSBA Guidelines for 2700 Enroll.			Notes Program Elements
		group	ROOM TYPE	ROOM NFA ¹	# OF RMS	area totals	ROOM NFA ¹	# OF RMS	area totals	ROOM NFA ¹	# OF RMS	area totals	ROOM NFA ¹	# OF RMS	area totals	ROOM NFA ¹	# OF RMS
A.40	Science / Laboratories - Classlabs		23	20,135		24	21,575	1,440	24	34,560	1,440	24	34,560	1,440	24	34,560	Existing Science=23
	Science - 1200-1300	1,240	1	1,240	1,240	1	1,240										2700 enroll per MSBA adds (1) Science Lab;
	Science - 1000-1100	Varies	4	4,200	Varies	4	4,200										ALSO all existing Science ClassLabs are undersized
	Science - 900-1000	Varies	6	5,650	Varies	6	5,650										
	Science - 800-900	Varies	6	5,155	Varies	6	5,155										
	Science - 700-800	800	1	800	800	1	800										
	Science - 600-700	Varies	4	2,625	Varies	4	2,625										
	Science - 400-500	465	1	465	465	1	465										
A.40	NEW Science - 1440				1,440	1	1,440										Expand Utilz.@=24
A.50	Science Prep Room			1,545			1,545	200	24	4,800	200	24	4,800	200	24	4,800	
A.51	Prep Room	Varies	3	1,545	Varies	3	1,545										
A.52	Central Chemical Storage Rm							200	1	200	200	1	200	200	1	200	
A.60	NEW Science Exhibit Space										200	1	200				
A.70	Green House	450	1	450													

PRELIMINARY DRAFT

Jan. 11, 2017 Issue

BROOKLINE HIGH SCHOOL		BHS CAMPUS Existing Conditions Inventory			MINIMUM 2700 Enrollment			MODERATE CURRENT STANDARDS			MAXIMUM ENHANCED 2700 Enrollment			MSBA Guidelines for 2700 Enroll.			Notes Program Elements
group	ROOM TYPE	ROOM NFA ¹	# OF RMS	area totals	ROOM NFA ¹	# OF RMS	area totals	ROOM NFA ¹	# OF RMS	area totals	ROOM NFA ¹	# OF RMS	area totals	ROOM NFA ¹	# OF RMS	area totals	Comments / Notes
CE - CAREER EDUC./ VOCATIONS & TECHNOLOGY				17,625			22,295			24,930			26,850			28,800	CE - CAREER TECHNOLOGY
<i>(List rooms of different sizes separately)</i>																	2700 enroll; adds 9,665 nsf per MSBA standards
Main Building - 115 Greenough																	
G.10	Culinary Arts (Kitchen, Restaurant, Ofc)	subtotal	1,580														Extg Culinary Arts=1; Utiliz.Food Prep=2.1
G.11	Culinary Office	155	1	155	155	1	155	155	1	155							
G.12	Restaurant	720	1	720	720	1	720	720	1	720							
G.13	Culinary Kitchen	705	1	705	705	1	705	705	1	705							
	NEW Culinary Arts				2,000	1	2,000	2,000	1	2,000	2,000	2	4,000				
G.20	MSBA Tech Shop (Consumer, Wood)													2,000	9	18,000	Wood Shop Utiliz. @=1; coord w/Adult ED
UAB																	
	Int Construction Tech Carpentry	1,370	1	1,370	1,370	1	2,740	1,370	1	2,740	1,370	1	2,740				
	Int. Constr Tech Carpentry Finishing	490	1	490	490	1	490	490	1	490	490	1	490				
	Enginnering by Design Lab - UAB (Auto)	3,240	1	3,240	3,240	1	3,240	3,240	1	3,240	3,240	1	3,240				SCIENCE SHARED MAKERSPACE
NIC	Int Construction Tech Carpentry Rm.10	1,370	1	1,370													Not Included in MS; Adult ED or Other
					CE continues next page			CE continues next page			CE continues next page						

PRELIMINARY DRAFT

Jan. 11, 2017 Issue

BROOKLINE HIGH SCHOOL		BHS CAMPUS Existing Conditions Inventory			MINIMUM 2700 Enrollment			MODERATE CURRENT STANDARDS			MAXIMUM ENHANCED 2700 Enrollment			MSBA Guidelines for 2700 Enroll.			Notes Program Elements		
		group	ROOM TYPE	ROOM NFA ¹	# OF RMS	area totals	ROOM NFA ¹	# OF RMS	area totals	ROOM NFA ¹	# OF RMS	area totals	ROOM NFA ¹	# OF RMS	area totals	ROOM NFA ¹	# OF RMS	area totals	Comments / Notes
G.30 Business-Finance/MSBA (Drafting, Business)																			
Main Building - 115 Greenough																			
	Graphic Arts/ Copy Center	695	1	695	695	1	695												
	NEW Graphic Arts/ Copy Center							1,200	1	1,200	1,200	1	1,200						
UAB																			
G.31	Engineering Futures ClassLab Rm.16	1,090	1	1,090	1,090	1	1,090	1,090	1	1,090	1,090	1	1,090						
	Business/ Early Childhood - UAB Rm.31	1,400	1	1,400	1,400	1	1,400	1,400	1	1,400	1,400	1	1,400						
	Information Tech UAB Rm.31A	340	1	340	340	1	340	340	1	340	340	1	340						Confirm space assibnment
	Computer Science - UAB Rm.33	620	1	620	620	1	620												
	NEW Bus./Tech./ ClassLab		1					1,200	2	2,400	1,200	2	2,400						
G.40 CE-Food Prep																			
UAB	Family & Consumer Science - Rm.38	1,580	1	1,580	1,580	1	1,580	1,580	1	1,580	1,580	1	1,580						Extg Food Prep=2; Utiliz.Food Prep=2.1
UAB	Family & Consumer Science - Rm.39	1,390	1	1,390	1,390	1	1,390	1,390	1	1,390	1,390	1	1,390						
	NEW Family & Consumer Science				2,000	1	2,000	2,000	1	2,000	2,000	1	2,000						
G.50 Medical Career																			
BHS	Medical Careers	730	1	730	1,400	1	1,400	1,400	1	1,400	1,400	1	1,400						
UAB	Medical Interpretation (SHARED)	150	1	150	150	1	150	500	1	500	500	1	500						
G.60 Early Childhood																			
	Child Care Center - UAB 1st	1,580	1	1,580	1,580	1	1,580	1,580	1	1,580	1,580	1	1,580						
	NEW Early Education Lab										1,500	1	1,500						Education Lab w/Observation

BHS Building Committee

Brookline High School

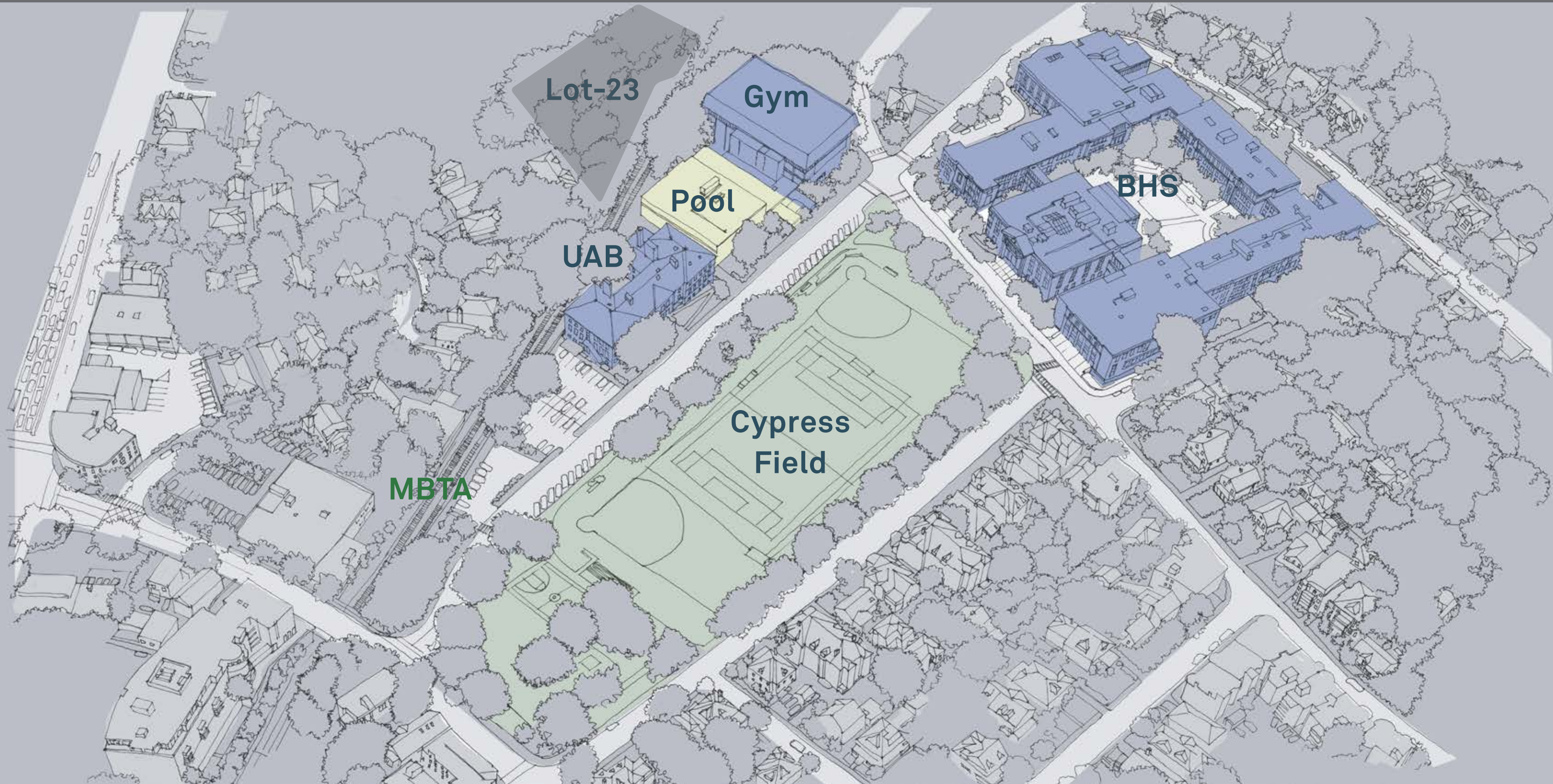
Feasibility Study

January 11, 2017



H M F H A R C H I T E C T S

BHS Campus Expansion | Study Area



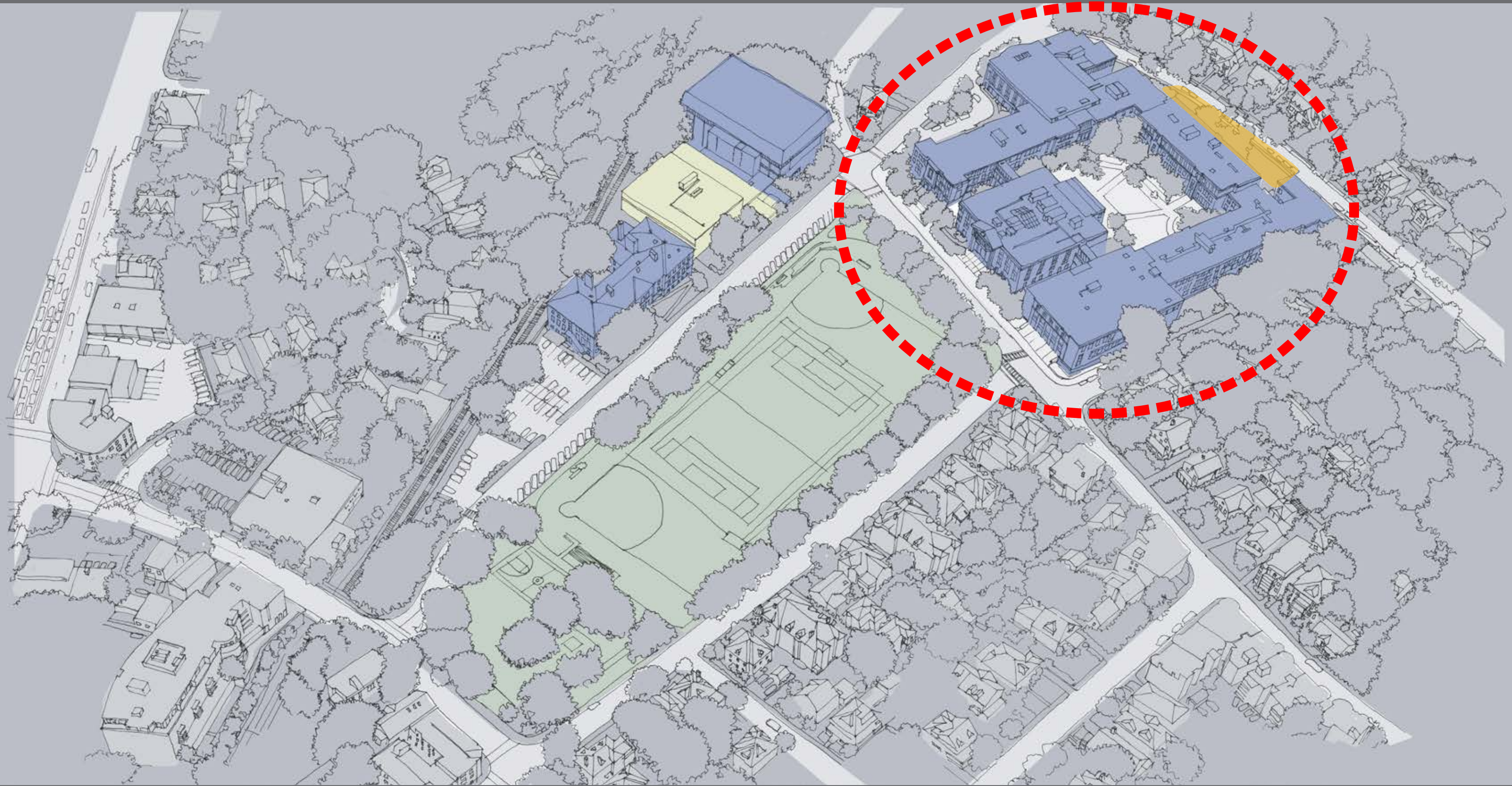
BHS Campus Expansion | Study Area | BHS at Courtyard



BHS Campus Expansion | Study Area



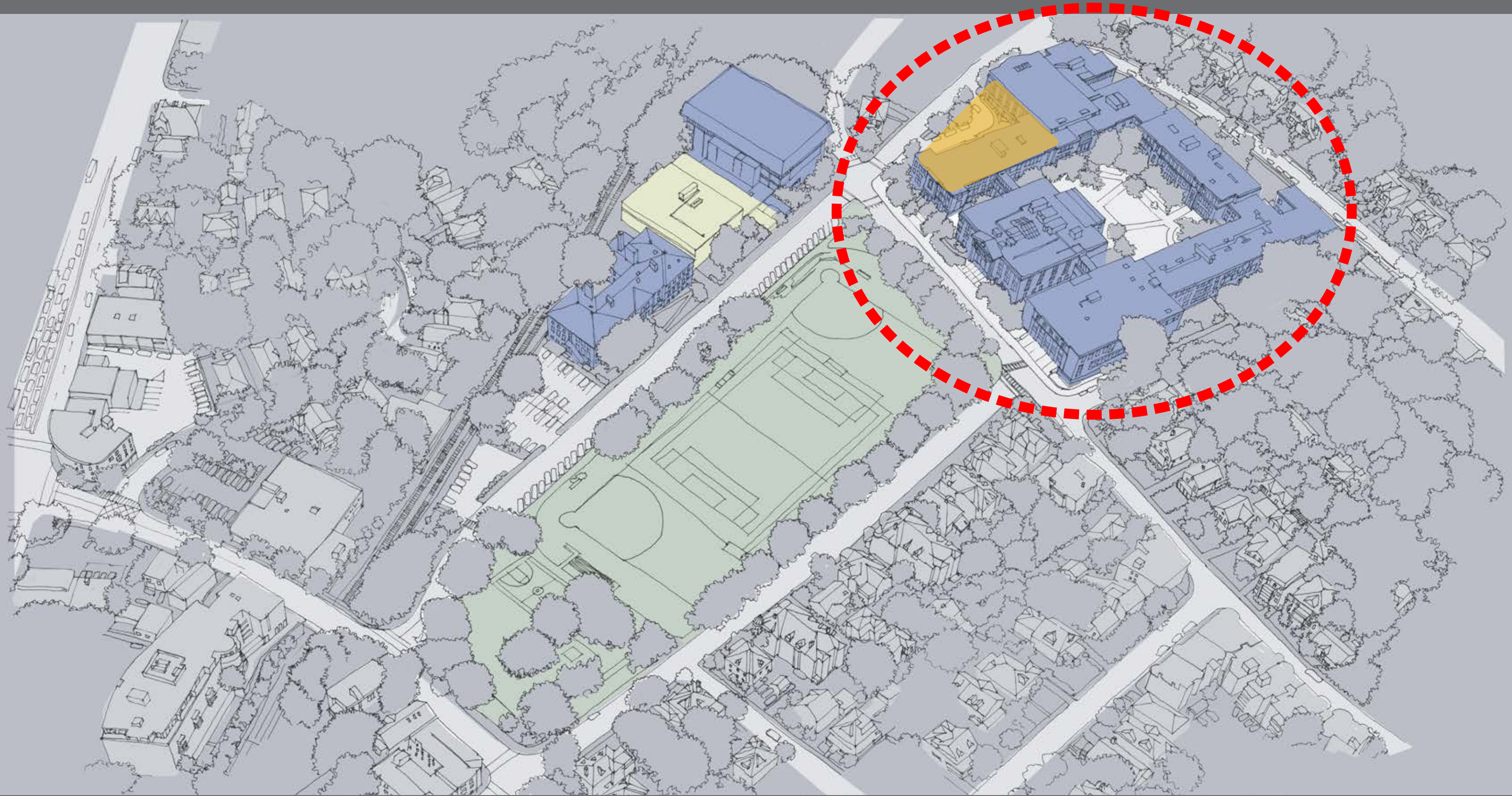
BHS Campus Expansion | Study Area | BHS North at Welland Road



BHS Campus Expansion | Study Area | BHS North at Welland Road



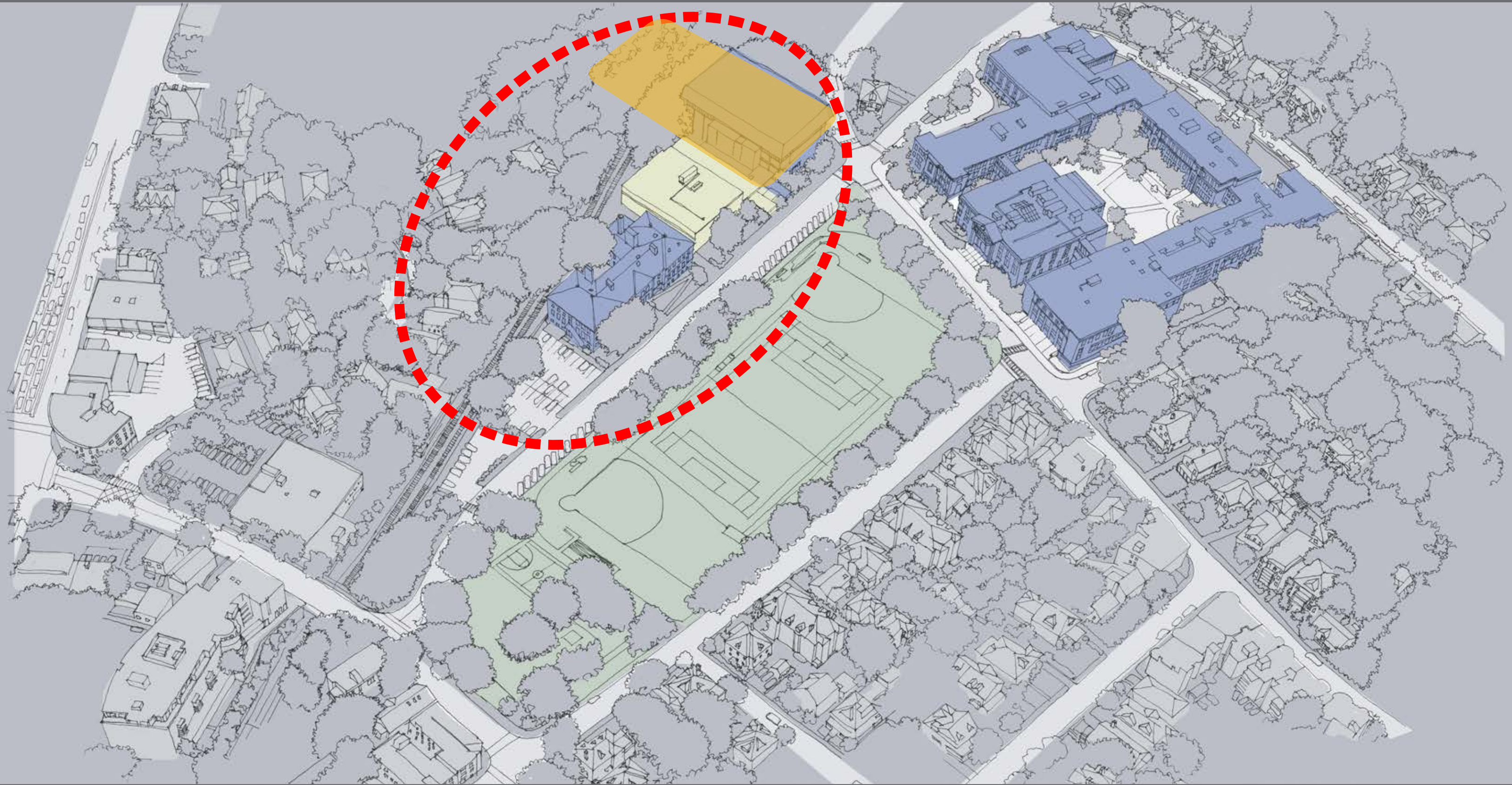
BHS Campus Expansion | Study Area | BHS West at Tappan Street



BHS Campus Expansion | Study Area | BHS West at Tappan Street



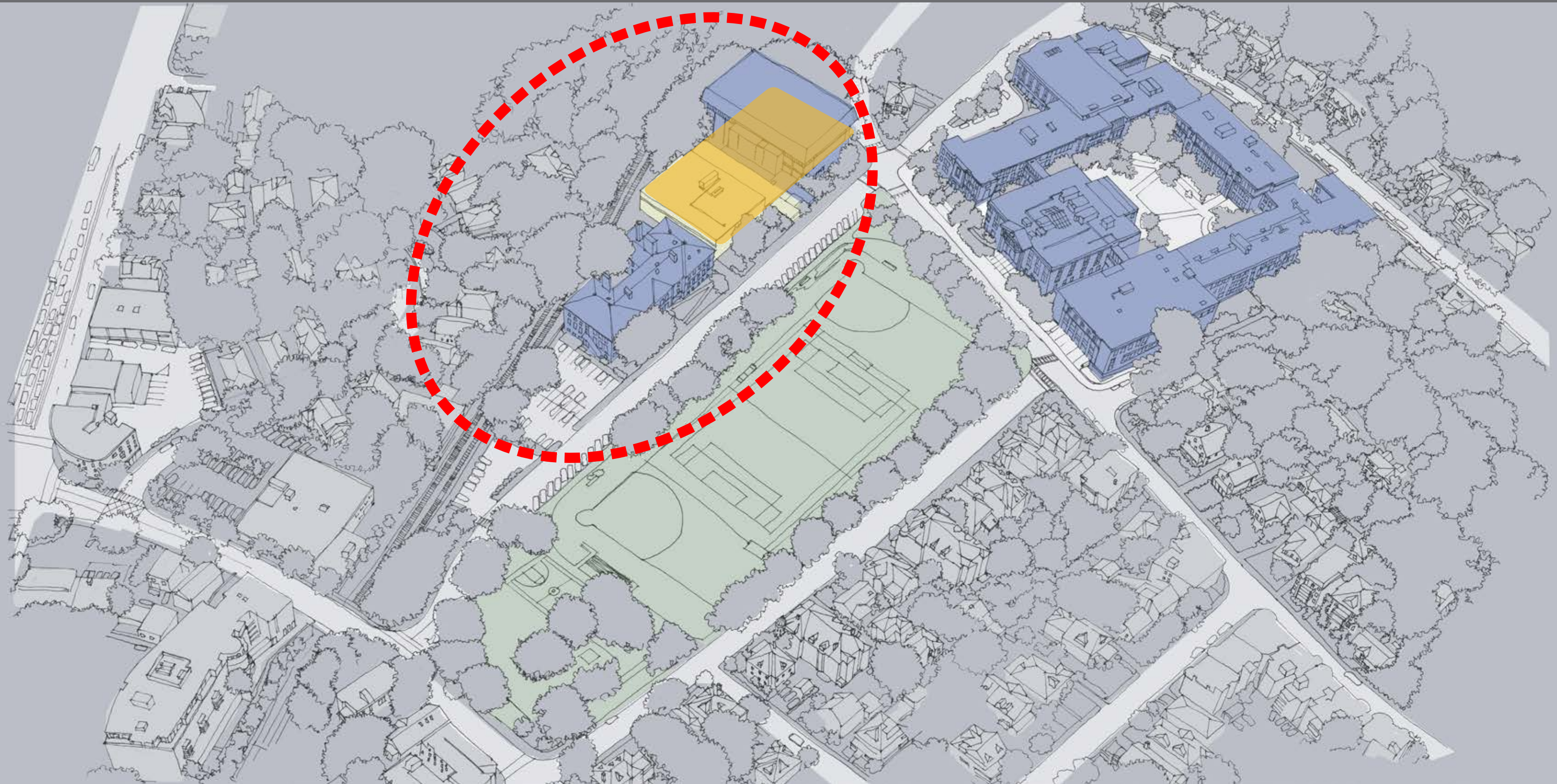
BHS Campus Expansion | Study Area | Tappan Gym Over MBTA & Lot 23



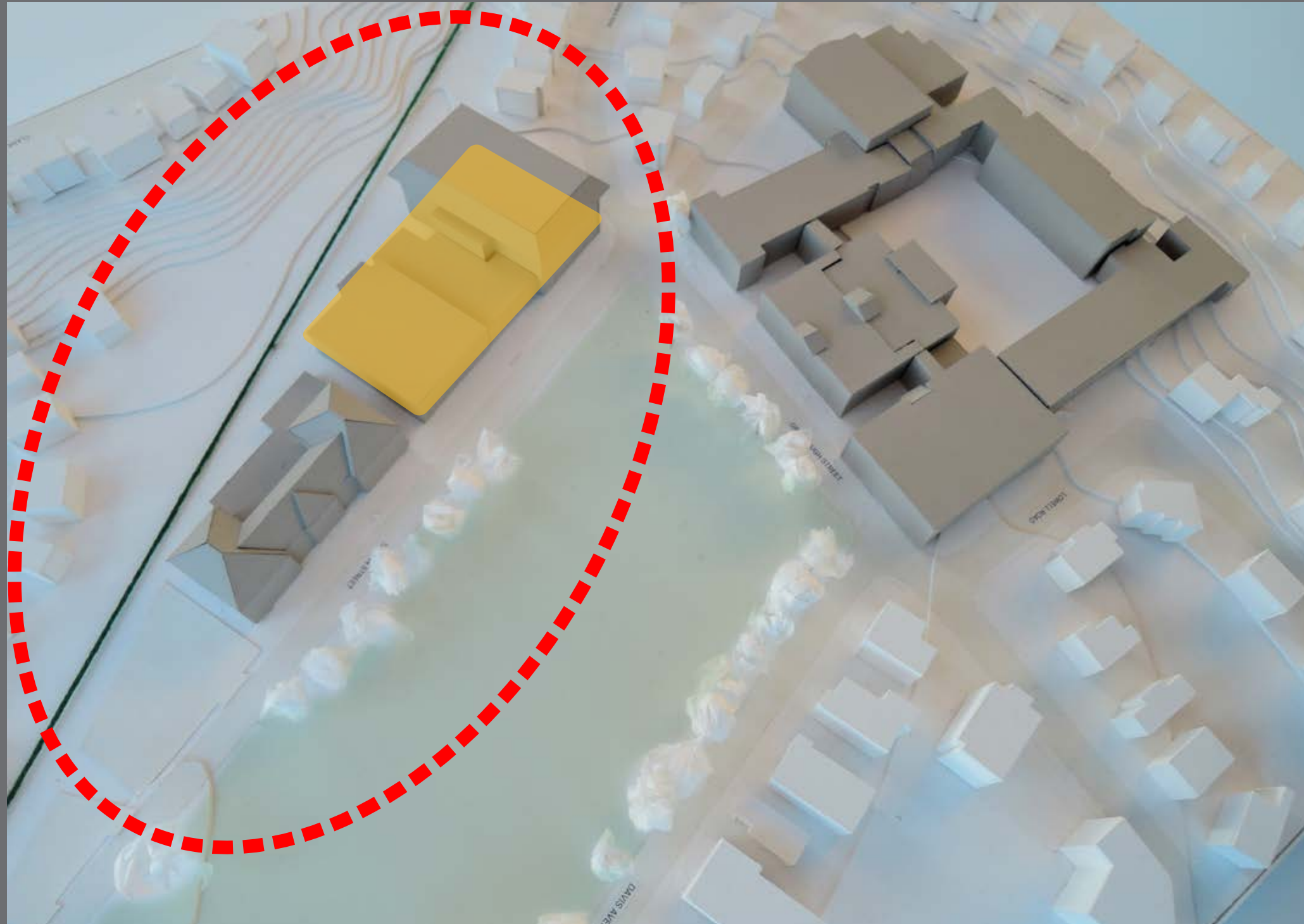
BHS Campus Expansion | Study Area | Tappan Gym Over MBTA & Lot 23



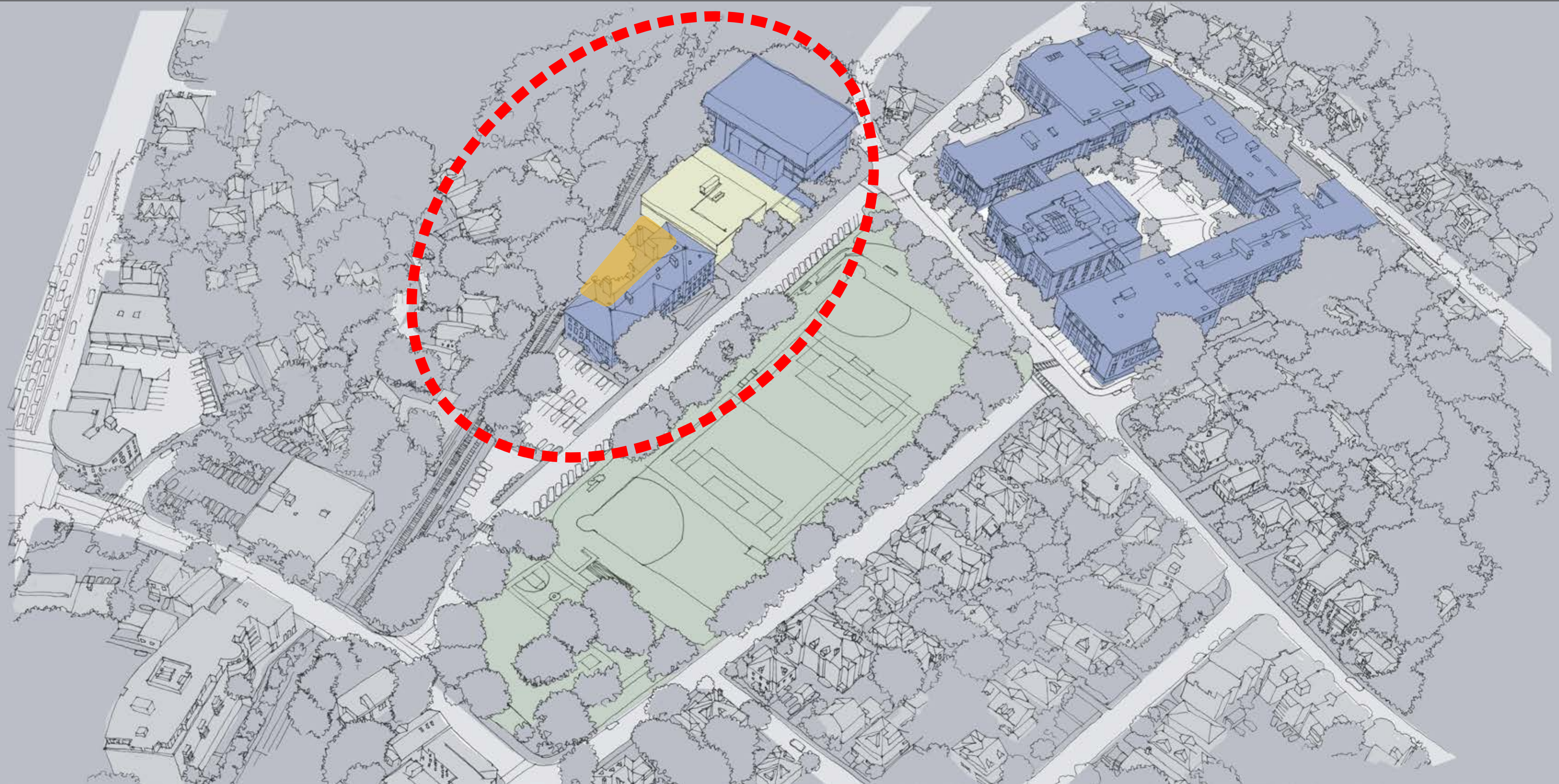
BHS Campus Expansion | Study Area | Tappan Gym Over Pool



BHS Campus Expansion | Study Area | Tappan Gym Over Pool



BHS Campus Expansion | Study Area | Unified Arts Building West



BHS Campus Expansion | Study Area | Unified Arts Building West



BHS Campus Expansion | Study Area | Unified Arts Building at Parking Lot



BHS Campus Expansion | Study Area | Unified Arts Building at Parking Lot

